

Part II. Look and write a letter. There is one example. (5 pts)

0.




apple

1.



\_\_ird

2.




\_\_nt

3.




\_\_ow

4.



\_\_utterfly

5.



\_\_at



# PHONICS - SMART 1

PHONICS - SMART TEST

TERM 1 - TEST 1

For pupil

Full name: .....

School: .....

Class: .....

Date: .....

For examiner:

Section 1: Listening:

...../ 10 pts

Part I. .... / 5 pts

Part II. .... / 5 pts

Section 2: Reading and Writing:

...../ 10 pts

Part I. .... / 5 pts

Part II. .... / 5 pts

Section 3: Speaking:


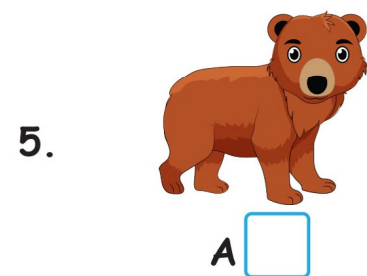




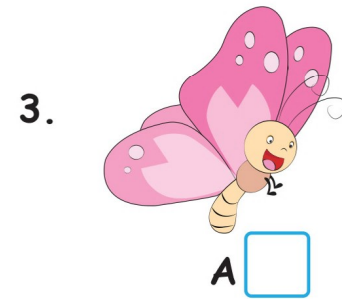



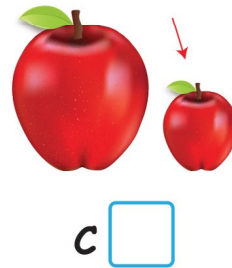
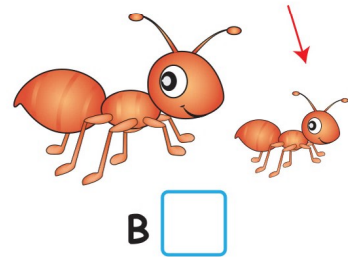



...../ 10 pts

Total: ...../ 30 pts




For teacher (signature)

## SECTION 1 - LISTENING

Part I. Listen and tick (✓) the box. There is one example.(5 pts)



Part II. Listen and number the pictures. There is one example.(5 pts)



## SECTION 2 - READING AND WRITING

Part I. Look and read. Put a tick (✓) or a cross (X) in the box.  
There are two examples. (5 pts)

